

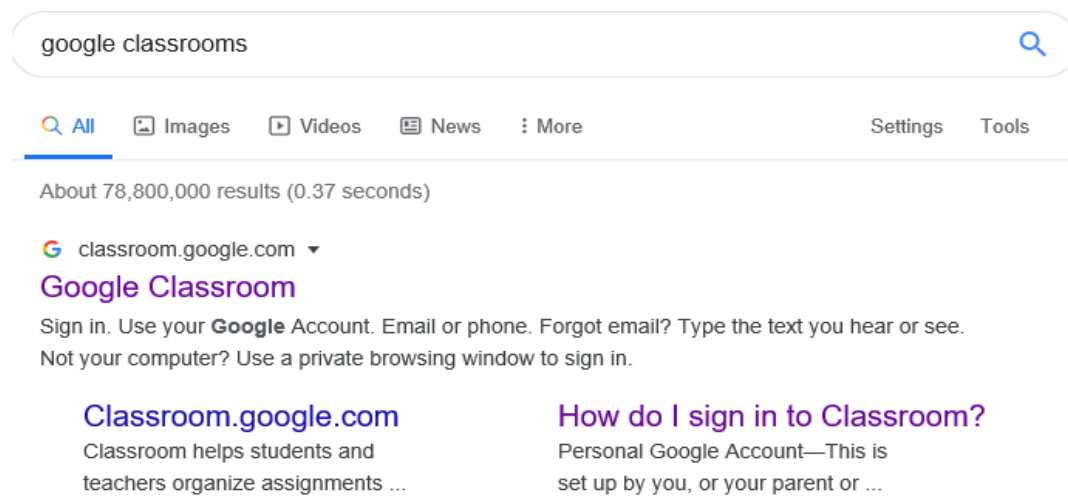
How to access

Google

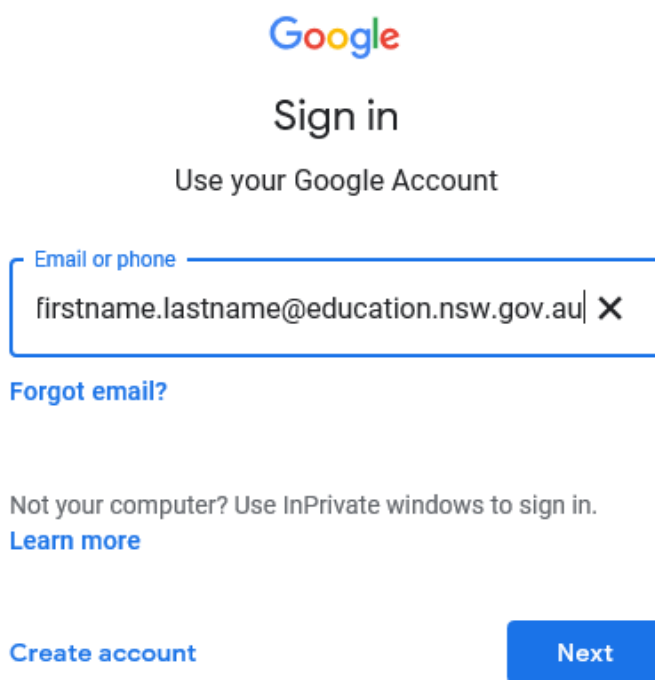
Classrooms



1. Open up **Google Chrome** and type **Google classrooms** on the search bar and log in.



2. Enter your **education username** and **password**



Enter the following:

Firstname.Lastname@education.nsw.gov.au

Note: Please note you may have a number after you enter your first and last name.

For example:

Gamal.Nasser4@education.nsw.gov.au

3. Log onto the **Department of Education** account.

Login with your DoE account

User ID

Example: jane.citizen1

Password

Log in

[Forgot your password?](#)

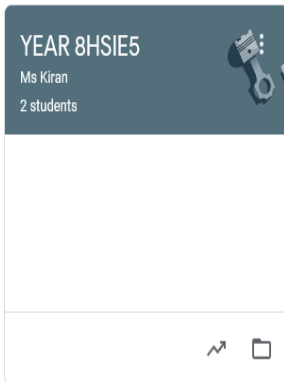
Enter the following: Firstname.Lastname

Note: Please note you may have a number after you enter your first and last name.

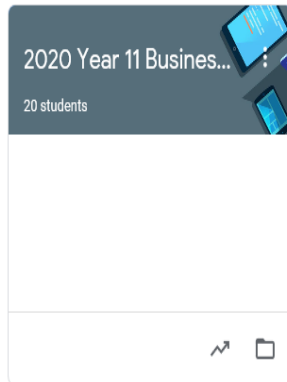
For example: Gamal.Nasser4

4. You will then be **re-directed** to the **home page** of Google classrooms:

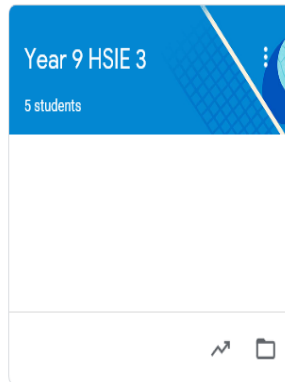
YEAR 8HSIE5
Ms Kiran
2 students



2020 Year 11 Busines...
20 students



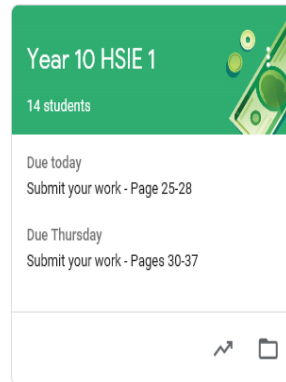
Year 9 HSIE 3
5 students



Year 10 HSIE 1
14 students

Due today
Submit your work - Page 25-28

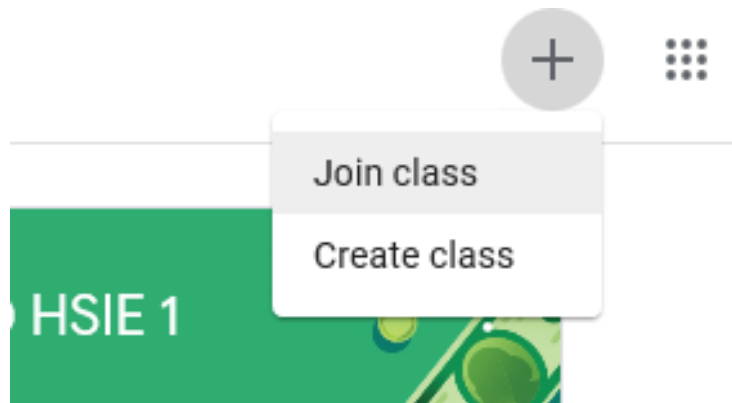
Due Thursday
Submit your work - Pages 30-37



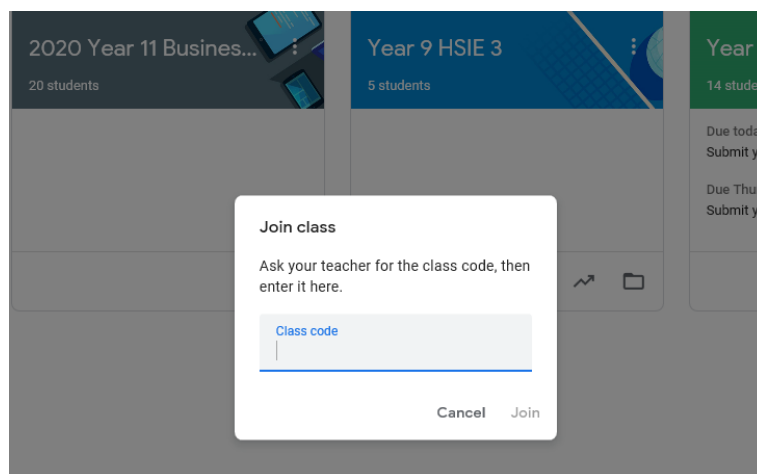
Year 12 Business Stud...
20 students



5. Click on **Join class** using the **PLUS** sign on the top right hand side of the home page. **NOTE: Your classroom teacher has provided you with a code to use to access your class.**



6. Type the **code** given to you from your classroom teacher. You will then be re-directing to your online classroom.



NOTE: Please note to use Google classroom you must sign in using the @education.nsw.gov.au address.